350kW AIR COOLED LIQUID CHILLER

Aircon Rentals
Making the difference

CODE: 1CHL-0350

ACCESSORIES

- CHILLED WATER PUMPS
- CHILLED WATER PIPE WORK
- 1400 AMP SWITCH BOARDS
- 5 LANE CROSS OVER
- 3 PHASE CABLES

The 350Kw Air Cooled Chilled includes an integrated hydronic module and a standard electrical disconnect switch. Exceptional quiet operation, the unit has a scroll compressor and low noise shrouded Flying Bird fans with 2 speed fan motors. Chlorine free R410a refrigerant. User friendly Prodialog Plus control with direct display machine main parameters: temperatures, pressures, operating conditions. Easy integration into any building thanks to reduces footprint and low profile.

- EASY AND FAST INSTALLATION
- VERY ECONOMICAL OPERATION
- ENVIRONMENTAL CARE
- LOW OPERATING SOUND LEVELS

PRODUCT SPECIFICATIONS

UNIT INFORMATION	
Tag Name:	30XA-352
Model Number:	30XA0352-A
Quantity:	1
Manufacturing Source:	Montluel, France
Refrigerant:	R134A
Shipping Weight:	3752 kg
Operating Weight:	3820 kg
Unit Length:	3604 mm
Unit Width:	2253 mm
Unit Height:	2297 mm

EVAPORATOR INFORMATION	
Fluid Type:	Fresh Water
Fouling Factor:	0.0180 (sqm-K)/kW
Number of Passes:	2
Leaving Temperature:	6.0 °C
Entering Temperature:	12.0 °C
Fluid Flow:	12.14 L/s
Total Pressure Drop:	12.0 kPa

CONDENSER INFORMATION	
Altitude:	0 m
Number of Fans:	6
Total Condenser Fan Air Flow at 20°C:	20500 L/s
Entering Air Temperature:	35.0 °C

F 1300 487 247
E info@aircon.com.au

www.aircon.com.au

1800 626 996

Cooling | Chillers | Reverse Cycle | Heating | Refrigeration | Dehumidification | Ventilation | Power

MCHE Coating Requirements Information	
Country:	**Australia**
Yearly Average Temperature:	**35.0 °C**
Yearly Average Effective Humidity:	**75.0 %**
Distance from Coast:	**0.1 km**
Corrosive/Industrial Environment:	**No**

Performance Information	
Cooling Capacity:	**305.2 kW**
Total Compressor Power:	**99.0 kW**
Total Fan Motor Power:	**4.06 kW**
Total Unit Power:	**103.4 kW**
Efficiency:	**2.95 kW/kW**
A-Weighted Sound Power Level:	**89 dbA**

Accessories and Installed Options
Opt. 156 Energy Management Module
Opt. 200 Australian Compliance
Opt. 281 Cooler with Aluminium Cladding
Opt. 279 Unit with Compressor Enclosure
Opt. 148C CCN to Bac-Net Gateway
Opt. 23A Side Panels Only
Opt. 158 Touchscreen Interface

Electrical Information	
Unit Voltage:	**400-3-50 V-Ph-Hz**
Standby Power:	**0.20 kW**
Minimum Voltage:	**360 Volts**
Maximum Voltage:	**440 Volts**
Power Factor:	**0.84**

Amps (Un)	Electrical Circuit 1	Electrical Circuit 2
Max Unit Current Draw (RLA)	233.2	---
Max Start Up Current (ICF)	286.6	---
Nominal Unit Current Draw (A)	183.7	---

Cooler Pressure Drop Curves, Plus One-Pass Flooded Cooler (cont)

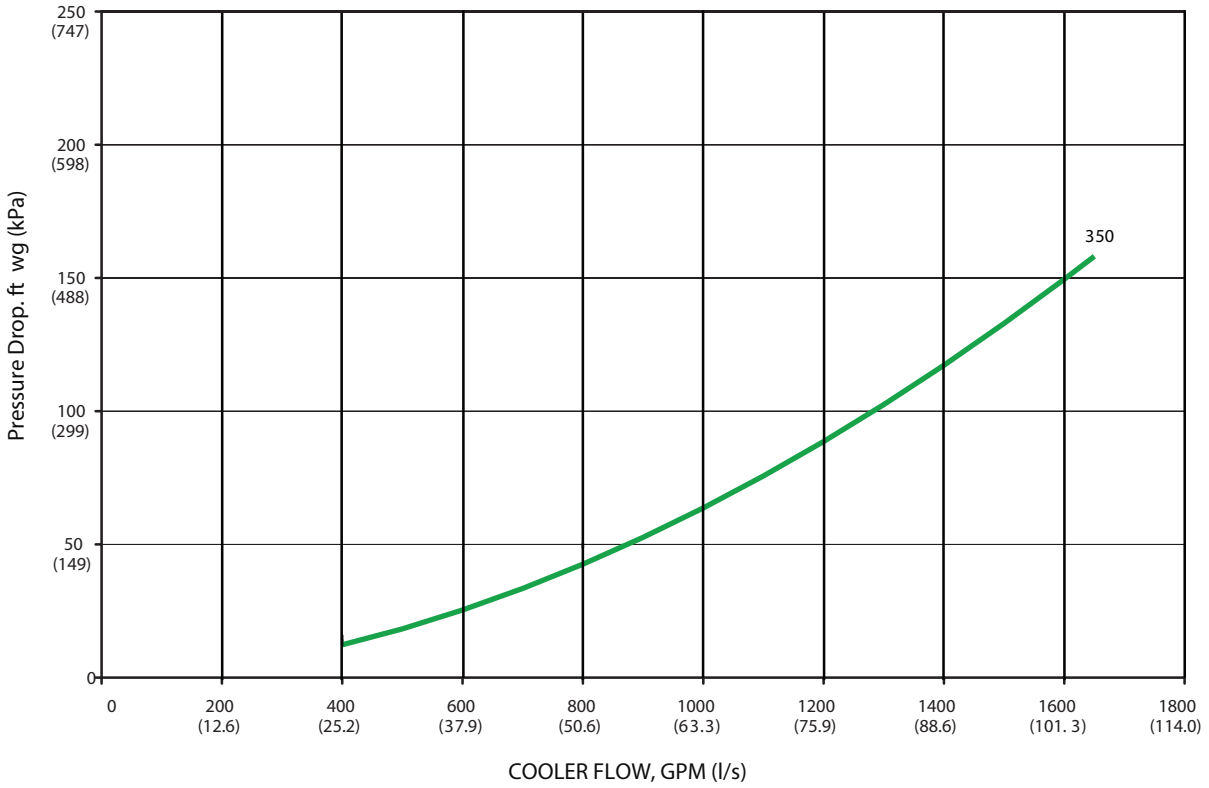

Cooler Pressure Drop Curves, Standard Pass Flooded Cooler

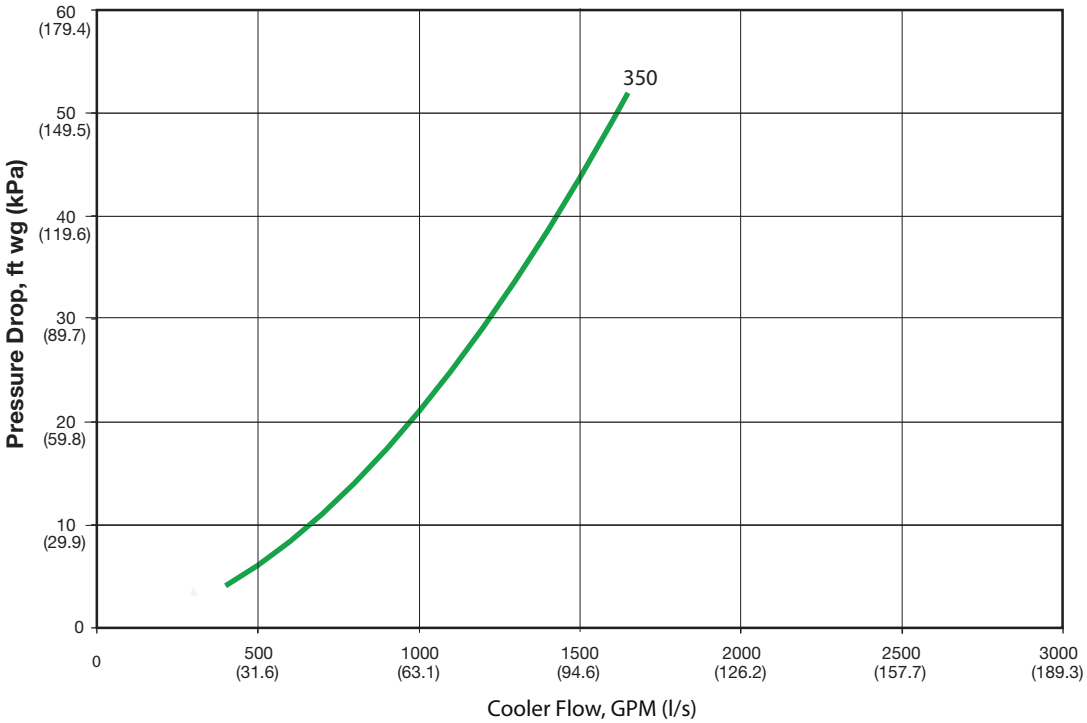
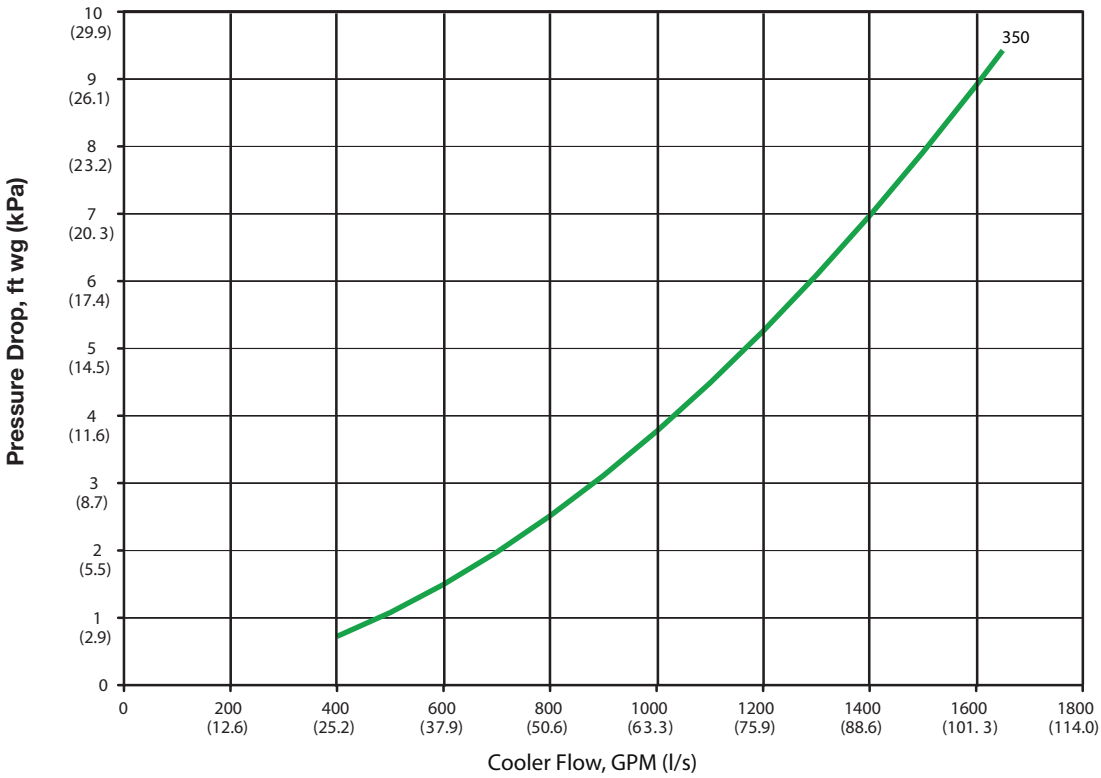
Cooler Pressure Drop Curves, Minus One-Pass Flooded Cooler